

Training on Cloud Solution for Mobile Power on Demand

流動雲海，客戶資料隨時掌握在手

Hilton Law
CEO





創立於

1985



HKMA
Quality
Award

1994

最傑出訂造
 應用軟件開
 發商
 (Microsoft)

1998

香港上市公司
 世紀建業
 入股 (0079)

2000



推出了首款
 雲端ERP與



2001



Q-Mark
 服務認證
 (HKFI)

2004



成為CDC Software經營
 合作夥伴, Microsoft®
 全球合作夥伴會議獎

2008



「年度中國
 優秀軟件產
 品」稱號

2011



收購 Tera
 Age

2013



Anniversary

2015

30 Years Ago...



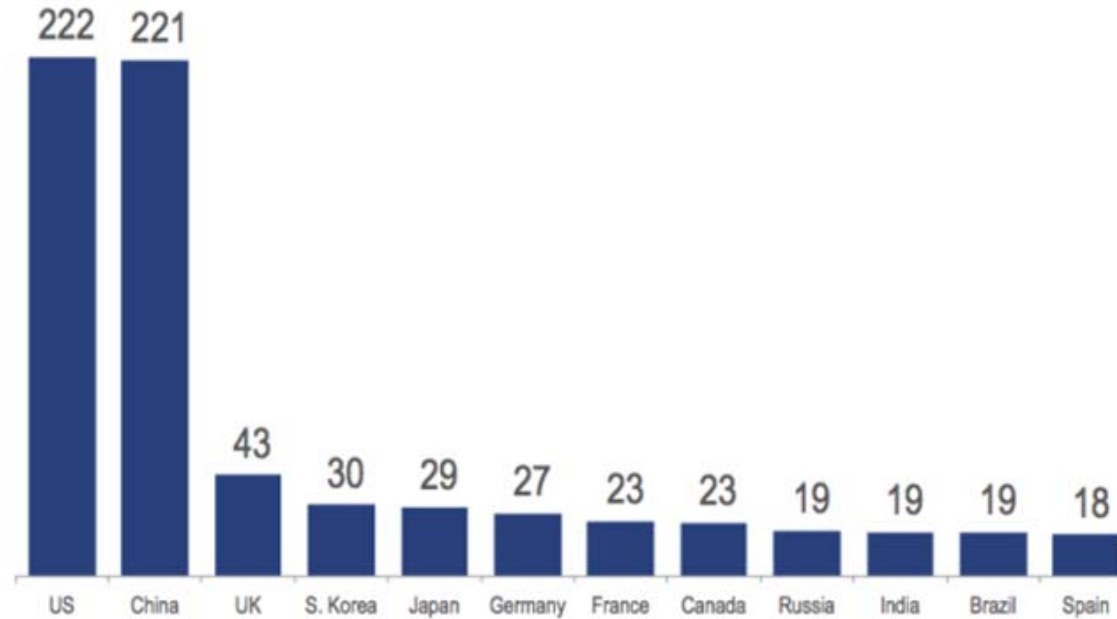
CPU Speed
1.023 MHz



CPU Speed
1.3GHz x 2 Cores

1GHz = 1000 MHz

Countries with Greatest Number of Active iOS & Android Devices (millions)



© FLURRY

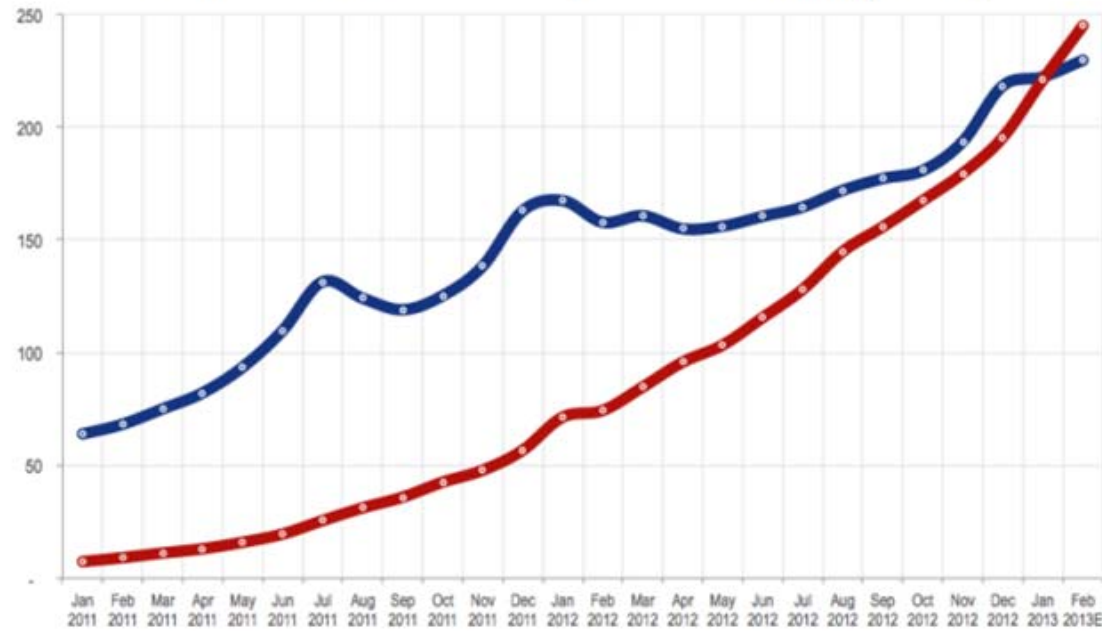
Source: Flurry Analytics, Active Devices during January 2013

© FLURRY

Source: Flurry Analytics, Active Devices during January 2013



Active iOS & Android Devices, U.S. versus China (millions)

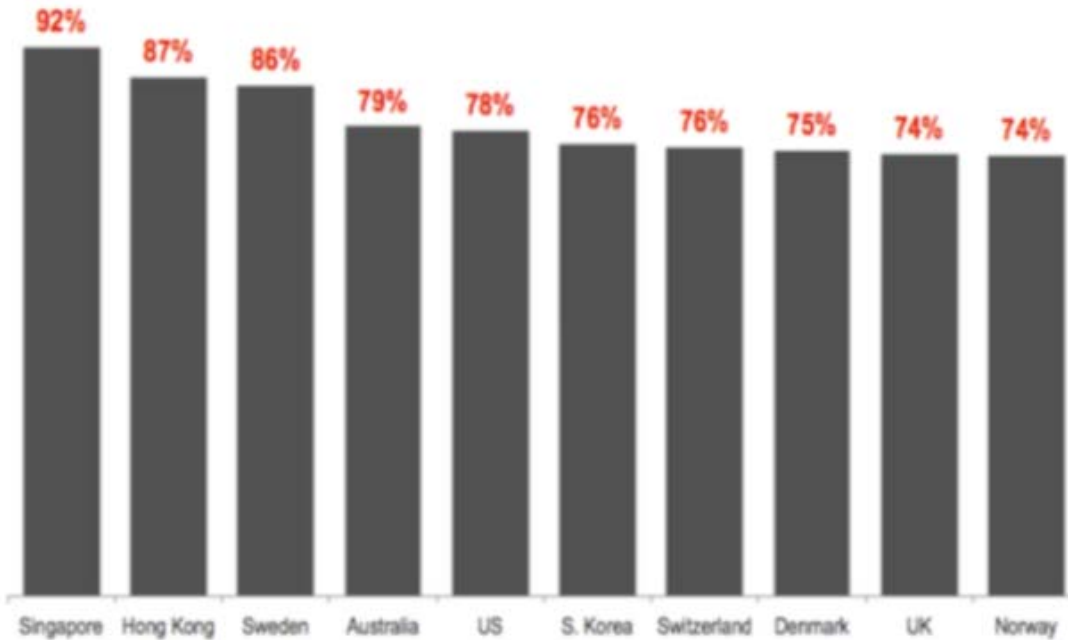


United States China
FLURRY Source: Flurry Analytics

United States China



Countries with Highest Penetration Among Adults, 15 – 64 years old



Source: Flurry Analytics, Active Devices during July 2012 versus Adult Population, 15 – 64 years old, per country



Source: Flurry Analytics, Active Devices during July 2012 versus Adult Population, 15 – 64 years old, per country



What is that mean to your business?



“If the 1980s were about quality and the 1990s were about reengineering, then the 2000s will be about velocity.”

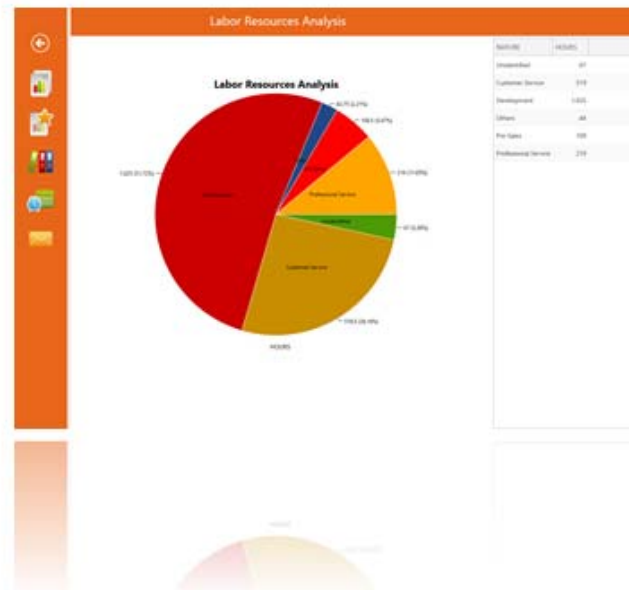
Bill Gates

“Business @ the Speed of Thought”



How to improve the Velocity?

- An effective Information Technology (I.T.) system will be the perfect solution to improve the Velocity.
- I.T. system is like the Digital Nervous System (DNS) of your company.




Opportunity

Opportunity ID:

Customer Name:

Account Manager:

Opportunity Type:

Opportunity Status:

Opportunity Date:

Opportunity Value:

Opportunity Source:

Opportunity Lead:

Opportunity Contact:

Opportunity Email:

Opportunity Phone:

Opportunity Address:

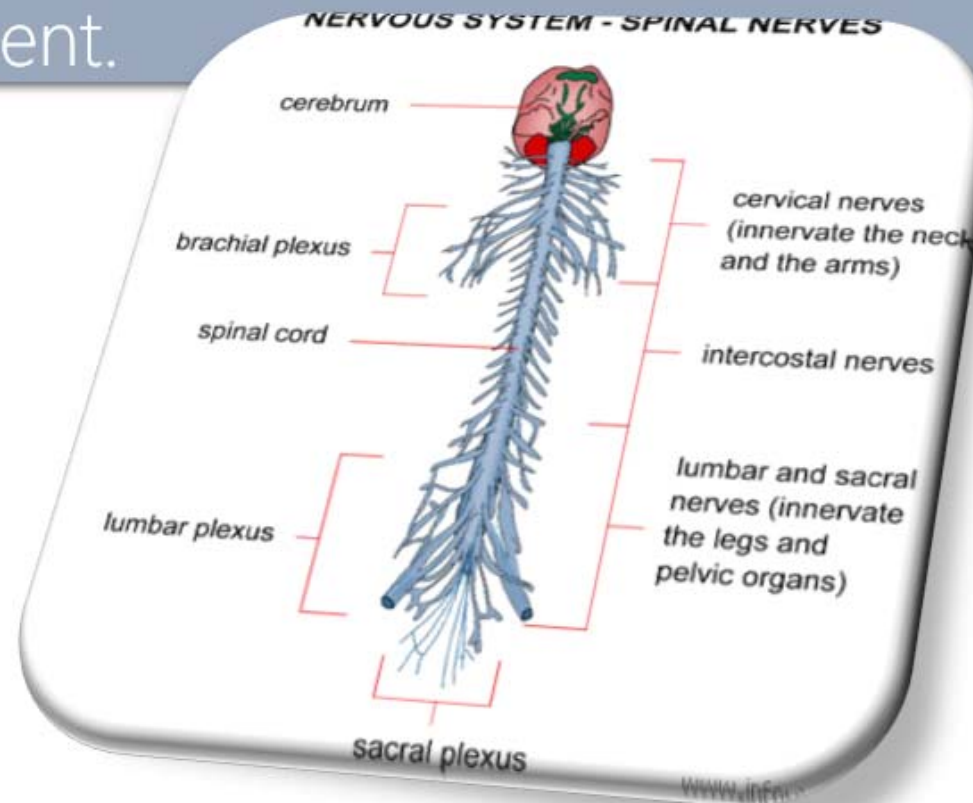
Opportunity Description:

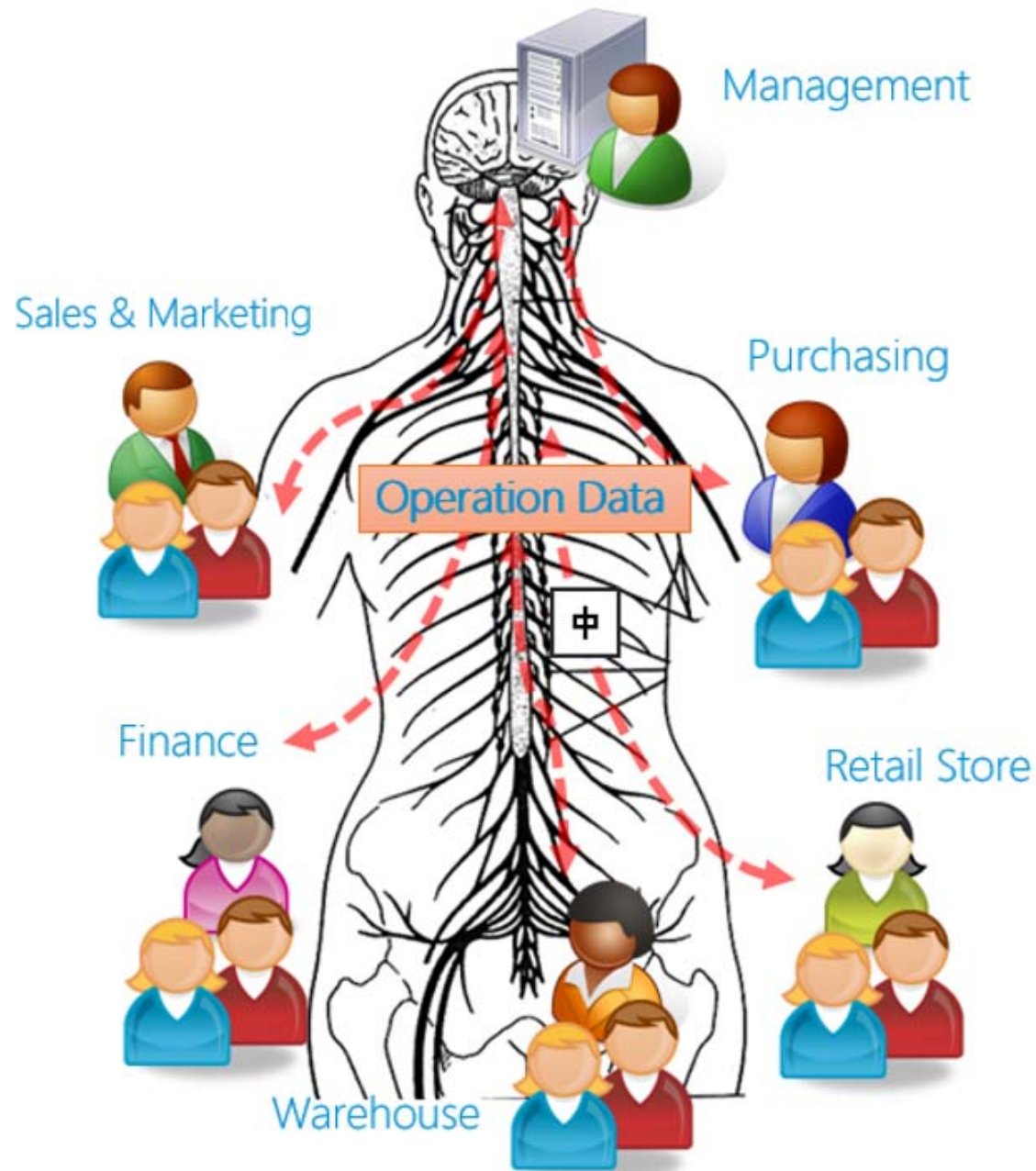
Opportunity Notes:

Opportunity Tags:

Opportunity Actions:

The major function of the Nervous System of Multicellular animals is to **monitor** and **maintain** a constant internal environment as well as monitor and **respond** to an external environment.





How to build your own DNS?



What is ReportNOW?

ReportNOW is a mobile data interchange platform for all organization. As long as you have a mobile device on hand, you can stay connected with your business anytime anywhere. In addition, receiving information is unlimited that allows users to upload instant data to the database over the Internet. Through ReportNOW, either smart phone or tablet can easily link up with company's existing database system and generate reports with real-time information or capture immediate data from mobile device.

Why ReportNOW?

ReportNOW, in fact is designed for an easy to use with simple installation. It is also flexible, scalable and capable for multiple users with ease of affordability. Most importantly, it helps to boost your productivity and competitiveness by speeding up the information process and smoothening the business workflow.

Mobilize Your Task Force with
 Zero Development Cost





WE HAVE ALL YOUR
BUSINESS ELEMENTS

3 STEPS
TO TURN YOUR IDEA INTO REALITY

Graphic Chart
Scheduling
Default Values
Drill Down Enquiry
Record Access Control

OFFLINE MODE

E-Signature
Report Wizard
Microsoft Office App
Mobile Device Management
Filtered Lookup

FORM DESIGNER PDF

Bar Code Scanning
Build-in Messaging
Photo Image
Repository
Mobile Printer Support
Survey
Web Client
EXCEL

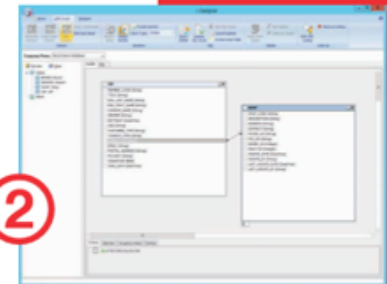
QR CODE SCANNING Format

Field Level Validation
Lookup Reference
Running Number
Audio Recording
Record Level Validation
Attachment
Conditional Coloring
Pivot Table
Read-only Column

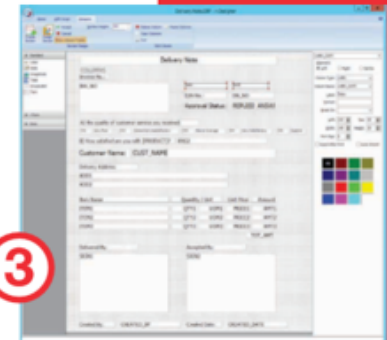
1



2

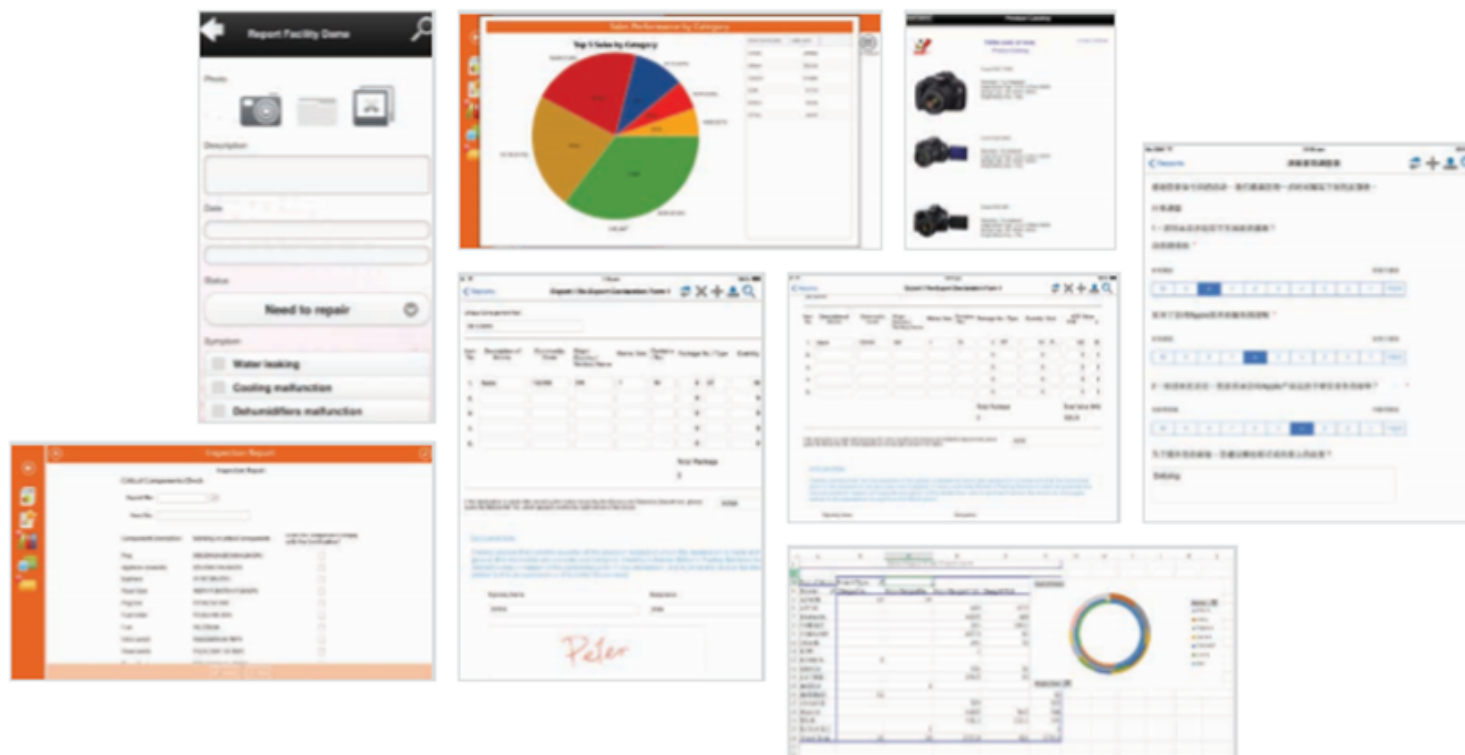


3



Transform Your Business Information Into

Transform Your Business Information into
Different Formats

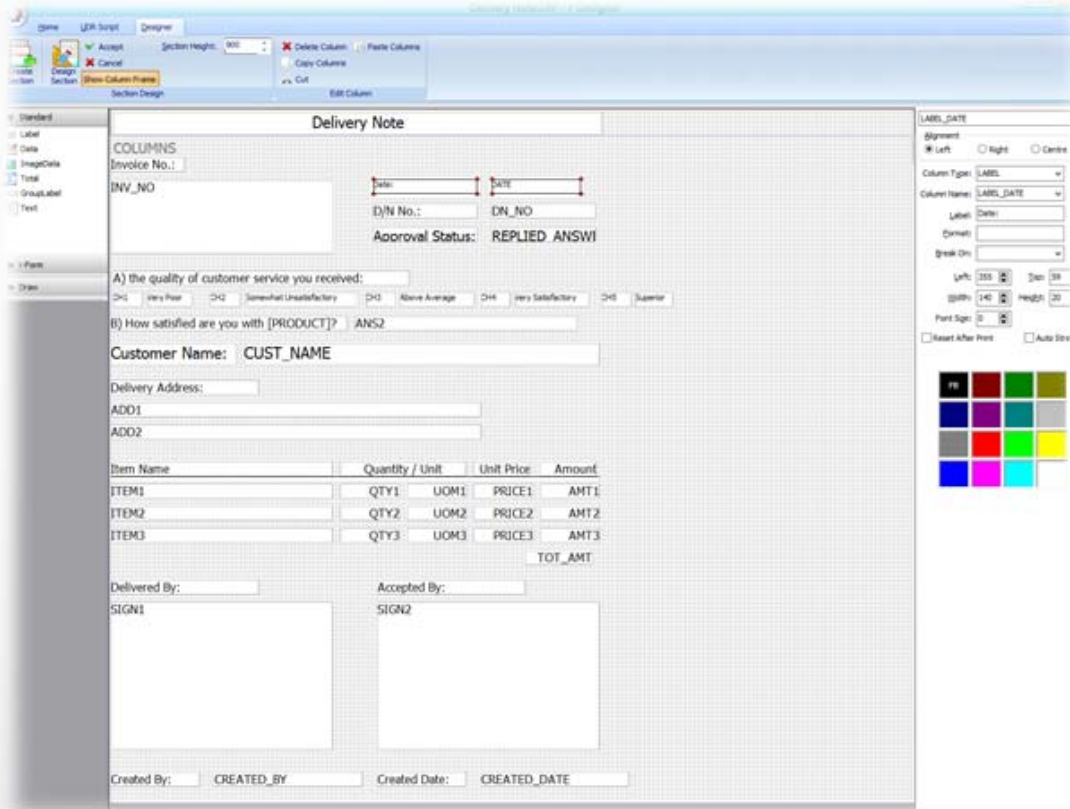


Features

- Mobile Device Management
- Report Presentation
- Data Entry Form
- Report/Form Designing Tools
- Multi-media Support
- Off-Line Mode
- Document Approval
- Scheduled Report
- Messaging
- Report Repository
- Report Format - Chart, Excel & PDF

Total Solution

- r-Designer provides easy to use and visual user interface for building form and report



The screenshot shows the r-Designer interface for creating a 'Delivery Note' form. The main workspace contains a form with the following fields and sections:

- Columns:** INV_NO, DATE, DN_NO, APPROVAL STATUS: REPLIED ANSWI
- Customer Information:** Customer Name: CUST_NAME, Delivery Address (ADD1, ADD2)
- Item Table:**

Item Name	Quantity / Unit	Unit Price	Amount
ITEM1	QTY1 UOM1	PRICE1	AMT1
ITEM2	QTY2 UOM2	PRICE2	AMT2
ITEM3	QTY3 UOM3	PRICE3	AMT3
			TOT_AMT
- Signatures:** Delivered By: (SIGN1), Accepted By: (SIGN2)
- Footer:** Created By: CREATED_BY, Created Date: CREATED_DATE

The right-hand side of the interface shows a property window for the 'LABEL_DATE' field, including options for alignment, column type, and font size.



The screenshot shows the r-Admin user management interface. It features a main menu on the left with icons for General Setting, Report, Database Connection, Favorite, User Group, Repository, User, Schedule Task, Device, and Messaging. The main area is divided into two panels:

- User Panel:** Lists individual users with columns for Name, Username, and Department. Users listed include ALAN (Alan Lau), ANDREW (Andrew Chan), BARRYK (Barry Kwok), CHRISTIN (Christin Chan), EABLE (Eable Chung), EDWIN (Edwin Deng), GUEST, HENRY (Henry Fung), and HILTON (Hilton Lau).
- User Group - ADMIN Panel:** Lists user groups with columns for Name, Description, and Department. Groups listed include ADMIN (Administrators), DEFAULT (Default User Group), DEVELOPMENT (Development), HR (HR Department), MANAGEMENT (Management Team), R&D (R&D Department), SALES (Sales Department), and SERVICE (Professional Service Department).

Buttons for 'Create', 'Modify', 'Delete', and 'Refresh' are visible at the bottom of the user list.

- r-Admin manage all your ReportNOW devices as well as user access control

r-FORM

- Building your mobile form to catch up with new business in few minutes
- Uploading instant information anytime anywhere
- Reporting your works with multi-media

r-FORM

Case Study

- Belle International is the largest footwear distributor in Hong Kong & China
- Over 200+ department stores in Hong Kong;
Own brands of Belle includes below



Belle's Challenges

- Cannot get real-time sales data from the department stores for management to make prompt decision
- District Managers can only access sales information inside the department store



Belle's Solution

- Adopted ReportNOW to capture data from their POS system and generate daily sales reports
- Allowed the shop managers and district managers to access the daily sales reports from their mobile device anytime anywhere





謝謝!